

# EARLY READING DEVELOPMENT

listen



look at pictures



read together



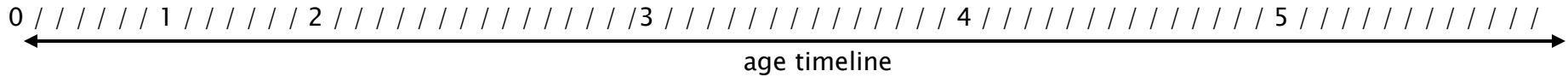
retell - act out story






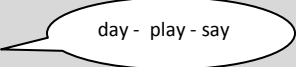
read signs - letters




**A young child explores books and reading**



**Concepts**  
Experiences with reading become concepts when the child thinks and talks about them with an adult.

<p><b>A picture represents a real object.</b></p> 	<p><b>Books have pages with pictures, words and stories.</b></p> 	<p><b>Print is talk that is written down. We read the words.</b></p> <div style="display: flex; justify-content: space-around;"> <div style="border: 1px solid black; border-radius: 50%; padding: 5px; width: 40px; text-align: center;">I like the dog.</div> <div style="border: 1px solid black; border-radius: 50%; padding: 5px; width: 40px; text-align: center;">I like the dog.</div> </div>	<p><b>We turn from one page to the next. We read from left to right, top to bottom.</b></p> <div style="text-align: center;">  </div>	<p><b>Rhyming words have the same ending sounds.</b></p> <div style="text-align: center;">  </div>
---	--	---	--	---

**BASIS FOR SCHOOL Reading**



**Parents  
Caregivers**



**Read every day! Read everywhere! Read favorite books many times. Talk about the pictures and story. Use your home language. Praise your child's interest in reading. Model reading signs, newspapers, magazines, calendars.**

